

Chapter 1 p. 3

Name: _____

Lesson 2 Finding Matches
Which are the same? Match.

Extra Practice KA
Chapter 1 Lesson 2 Day 1

Chapter 1 p. 2

Name: _____

Count and write.

Extra Practice KA
Chapter 1 Lesson 1 Day 2

Chapter 1 p. 1

Name: _____

Numbers to 5
Lesson 1 All About 1 and 2
Circle the groups of 2.

Extra Practice KA
Chapter 1 Lesson 1 Day 1

Chapter 1 p. 6

Name: _____

Lesson 3 Not the Same but Different: All About 3
What is different? Color.

Extra Practice KA
Chapter 1 Lesson 3 Day 1

Chapter 1 p. 5

Name: _____

Color to make the same.
How many are colored? Count and write.

Extra Practice KA
Chapter 1 Lesson 2 Day 3

(All answers must be identical to the corresponding cube towers.)

Chapter 1 p. 4

Name: _____

Which are the same? Match.






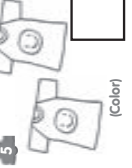
Extra Practice KA
Chapter 1 Lesson 2 Day 2

Chapter 1 Answers

Chapter 1 p. 7

Name: _____

Which are the same? Color. Which are different? Circle. Put a ✓ if it shows 3.


 1 (Color)	 2 (Color)	 4 (Color)	 6 (Color)
 3 (Color)	 5 (Color)	<input type="checkbox"/>	<input checked="" type="checkbox"/>

Chapter 1 Lesson 3 Day 2 Extra Practice KA 7

Chapter 1 p. 8

Name: _____

Look at the picture.



Count and write.


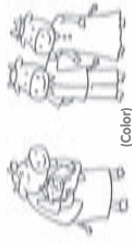

1	3
2	2

8 Chapter 1 Lesson 3 Day 3 Extra Practice KA

Chapter 1 p. 9

Name: _____

Lesson 4 Why Is This Different? All About 4 Which family has 4? Color.





 1	 2 (Color)	 3 (Color)
--	---	---

Chapter 1 Lesson 4 Day 1 Extra Practice KA 9

Chapter 1 p. 10

Name: _____

Pair.





1	2	3	4
			

10 Chapter 1 Lesson 4 Day 2 Extra Practice KA

Chapter 1 p. 11

Name: _____

Count and write.


 2 3	 4 4
 1 4	 3 3

Chapter 1 Lesson 4 Day 3 Extra Practice KA 11

Chapter 1 p. 12

Name: _____

Lesson 5 All About 5 Circle the groups of 5.



12 Chapter 1 Lesson 5 Day 1 Extra Practice KA

Chapter 1 Answers

Chapter 1 p. 14

Name: _____

Lesson 6 Spotting Small Differences
Circle the differences.

14 Chapter 1 Lesson 6 Day 1 Extra Practice KA

Chapter 1 p. 13

Name: _____

Count and write.

2 5 4 3 1 4 3 5

15 Chapter 1 Lesson 5 Day 2 Extra Practice KA

Chapter 1 p. 15

Name: _____

Which has 5 differences? Circle.

15 Chapter 1 Lesson 6 Day 2 Extra Practice KA

Chapter 2 Answers

Chapter 2 p. 16

Name: _____

CHAPTER 2 Numbers to 10
Lesson 1 All About 6
Which shows 6? Color.

16 Chapter 2 Lesson 1 Day 1 Extra Practice KA

Chapter 2 p. 17

Name: _____

Color 6. (Accept all reasonable answers.)

17 Chapter 2 Lesson 1 Day 2 Extra Practice KA

Chapter 2 Answers

Chapter 2 p. 20

Name: _____

Find 7 animals of the same kind. Color.
(Color the birds.)

Chapter 2 Lesson 2 Day 2
Extra Practice KA

Chapter 2 p. 23

Name: _____

Draw to make 8.

1 (Draw 5 heart shapes.)

2 (Draw 3 stars.)

3 (Draw 2 faces.)

Chapter 2 Lesson 3 Day 2
Extra Practice KA

Chapter 2 p. 19

Name: _____

Lesson 2 All About 7
Does it have 7? Put a ✓.

1

2

3

Chapter 2 Lesson 2 Day 1
Extra Practice KA

Chapter 2 p. 22

Name: _____

Lesson 3 All About 8
Color 8. (Accept all reasonable answers.)

1

2

3

Chapter 2 Lesson 3 Day 1
Extra Practice KA

Chapter 2 p. 18

Name: _____

Count. Write the number.

1

2

3

Chapter 2 Lesson 1 Day 3
Extra Practice KA

Chapter 2 p. 21

Name: _____

Count. Write the number.

1

2


3


Chapter 2 Lesson 2 Day 3
Extra Practice KA


Chapter 2 p. 26

Name: _____

Draw to make 9.

1  (Draw 3 leaves.)

2  (Draw 5 flowers.)

3  (Draw 6 clouds.)



26 Chapter 2 Lesson 4 Day 2 Extra Practice A

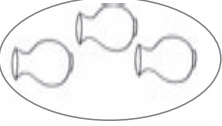
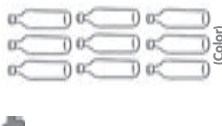
Chapter 2 p. 25

Name: _____

Lesson 4 Numbers 0 to 9

Color the group with more. Circle the group with less.

1   (Color)






2   (Color)






Chapter 2 Lesson 4 Day 1 Extra Practice A 25

Chapter 2 p. 24

Name: _____

Match.

1     


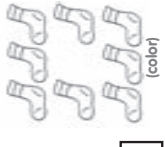
2     



Chapter 2 Lesson 3 Day 3 Extra Practice A 24

Chapter 2 p. 29

Name: _____

Color the group with more. Circle the group with less. Write the number of each group in the box.

1   (color)

2   (color)


Chapter 2 Lesson 5 Day 2 Extra Practice A 29

Chapter 2 p. 28

Name: _____


Lesson 5 Pairing Sets with Numbers

Count how many. Draw 1 more.

1  (drawing of 3 trees)

There are 2 trees. There are 3 trees.

Count how many. Draw 1 less.

2  (drawing of 6 bells)

There are 7 bells. There are 6 bells.

Chapter 2 Lesson 5 Day 1 Extra Practice A 28

Chapter 2 p. 27

Name: _____

Complete the number sequence.

1

4	5	6	7	8
---	---	---	---	---

2

2	3	4	5	6
---	---	---	---	---

3

5	6	7	8	9
---	---	---	---	---

4

2	3	4	5	6
---	---	---	---	---

Chapter 2 Lesson 4 Day 3 Extra Practice A 27

Chapter 2 Answers

Chapter 2 p. 31

Name: _____

Lesson 6 Pairing One-to-One
Read and count. Color yes or no.

1 Are there enough for ? YES NO

2 Are there enough for ? YES NO

Extra Practice KA
Chapter 2 Lesson 6 Day 1 31

Chapter 2 p. 30

Name: _____

Match.

9				
8				
2				
6				

30 Chapter 2 Lesson 5 Day 3 Extra Practice KA

Chapter 2 p. 32

Name: _____

Circle, count, and write.
 There are carrots for 4 rabbits.

How many rabbits will be hungry? 4

4 girls have umbrellas.

How many girls will get wet? 2

There are 4 boys.

How many hats are needed to cover their heads? 3

32 Chapter 2 Lesson 6 Day 2 Extra Practice KA

Chapter 3 Answers

Chapter 3 p. 33

Name: _____

CHAPTER 3
Order by Size, Length, or Weight
 Lesson 1 Ordering Things by Size
 Circle the biggest book.
 Color the middle-sized ruler.
 Make an X on the smallest pencil.

(Color)

Chapter 3 Lesson 1 Day 1 Extra Practice KA 33

Chapter 3 p. 34

Name: _____

Circle the things that belong together. Tell a friend why.

1

2

3

34 Chapter 3 Lesson 1 Day 2 Extra Practice KA

Chapter 4 Answers

Chapter 4 p. 41

Name: _____

CHAPTER 4
Counting and Numbers
Lesson 1 Composing and Decomposing 5
Count and write the number in each group.
Then, circle the animal that is different in each group.

<p>1 </p> <p>3 _____</p>	<p>2 </p> <p>6 _____</p>
<p>3 </p> <p>4 _____</p>	<p>4 </p> <p>7 _____</p>

Extra Practice KA 41

Chapter 4 p. 42

Name: _____

Draw a line to connect two clouds that add up to 5.

3

2

1

4

Extra Practice KA 42

Chapter 4 p. 43

Name: _____

Count and write.

<p>1 </p> <p>and </p> <p>is 3</p>	<p>2 </p> <p>and </p> <p>is 5</p>
<p>3 </p> <p>and </p> <p>is 8</p>	<p>4 </p> <p>and </p> <p>is 7</p>

Extra Practice KA 43

Chapter 4 p. 44

Name: _____

Draw more to make 5.

<p>1 </p> <p>(Draw 3 suns.)</p>	<p>2 </p> <p>(Draw 1 tree.)</p>	<p>3 </p> <p>(Draw 4 leaves.)</p>
---------------------------------	---------------------------------	-----------------------------------

Extra Practice KA 44

Chapter 4 p. 45

Name: _____

Lesson 2 Counting and Ordering Up to 10

Draw one more , , and . Count.

1 There are 5	2 There are 7	3 There are 3
--	--	--

Extra Practice KA 45

Chapter 4 p. 46

Name: _____

What comes next? Fill in the blanks.



1 0 1 2 3	2 7 8 9 10	3 3 4 5 6
4 5 6 7 8		



Extra Practice KA 46



Chapter 4 p. 49



Name: _____



Count and write.

1  and  is is

2  and  is is

3  and  is is

4  and  is is


5  and  is is


Chapter 4 Lesson 3 Day 2 Extra Practice KA 49


Chapter 4 p. 48


Name: _____


Lesson 3 Using Your Fingers and Toes to Count On
Who is showing 5 fingers? Color.


1  (Color)

2  (Color)

3  (Color)

4  (Color)

5  (Color)


6  (Color)

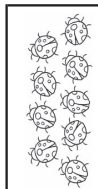
Chapter 4 Lesson 3 Day 1 Extra Practice KA 48


Chapter 4 p. 47

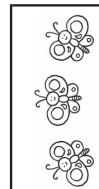
Name: _____

Count and match to the correct number.

9 

3 

10 


7 


Chapter 4 Lesson 2 Day 3 Extra Practice KA 47


Chapter 4 p. 52


Name: _____

How many more are needed? Count and write.
Draw the missing objects.

1  more hats are needed. (Draw 2 hats.)

2  more saucers are needed. (Draw 4 saucers.)

3  more ribbons are needed. (Draw 3 ribbons.)

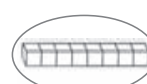

4  more buttons are needed. (Draw 8 buttons.)



52 Chapter 4 Lesson 4 Day 3 Extra Practice KA

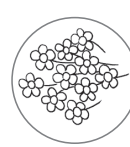

Chapter 4 p. 51

Name: _____

Which has more? Circle.

1  

2  


3  


Chapter 4 Lesson 4 Day 2 Extra Practice KA 51


Chapter 4 p. 50

Name: _____

Lesson 4 Some Number and More
Which are the same? Color.

1  (Color the two round balloons.)

2  (Color the three identical trees.)

3  (Color the six frogs sitting on lily pads.)


50 Chapter 4 Lesson 4 Day 1 Extra Practice KA

Chapter 4 Answers

Chapter 4 p. 54

Name: _____


Draw fewer kites. (Accept all reasonable answers.)



Extra Practice KA

54 Chapter 4 Lesson 5 Day 2

Draw more cups. (Accept all reasonable answers.)





Extra Practice KA

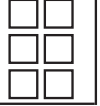
Chapter 4 p. 56

Name: _____

Draw one more. How many are there in all? Count and write.

1  (Draw 1 triangle.) 5

2  (Draw 1 heart shape.) 3

3  (Draw 1 square.) 7



Extra Practice KA



56 Chapter 4 Lesson 6 Day 2

Chapter 4 p. 53

Name: _____

Lesson 5 Fewer Than
Count and write. Then, ✓ the one with fewer.

1  Tank A  Tank B
 There are 9 in Tank A. There are 4 in Tank B. ✓

2  Tray A  Tray B
 There are 7 in Tray A. There are 6 in Tray B. ✓


Extra Practice KA


53 Chapter 4 Lesson 5 Day 1


Chapter 4 p. 55


Name: _____

Lesson 6 How Many in All?
Look at the picture.



How many ? 4

How many ? 2

How many ? 3

Extra Practice KA

55 Chapter 4 Lesson 6 Day 1


Chapter 5 Answers

Chapter 5 p. 57

Name: _____

CHAPTER 5
Lesson 1 Size and Position
Lesson 1 Big and Small Things
Draw a big kite for the boy.
Draw a small kite for the girl.

(Accept all reasonable answers.)





Extra Practice KA


57 Chapter 5 Lesson 1 Day 1

Chapter 5 p. 58

Name: _____

Draw a big  **Draw a small** 

(Accept all reasonable answers.) (Accept all reasonable answers.)

Draw a  **that is the same size.**

(Accept all reasonable answers.)

Extra Practice KA

58 Chapter 5 Lesson 1 Day 2

Chapter 5 p. 61

Name: _____

Lesson 3 Positions
Put a ✓.

1 The chair is on the table.

2 The rabbit is next to the cat.

Chapter 5 Lesson 3 Day 1 Extra Practice KA 61

Chapter 5 p. 60

Name: _____

How many can fit? Count and write.

4 5 8

Chapter 5 Lesson 2 Day 2 Extra Practice KA 60

Chapter 5 p. 59

Name: _____

Lesson 2 Does it fit?
Which would fit? Match.

1

2

Chapter 5 Lesson 2 Day 1 Extra Practice KA 59

Chapter 5 p. 64

Name: _____

What do you do before bedtime?
What do you do after playing?
Match. Tell your friend why.
(Accept all reasonable answers.)

- After playing
- Before bedtime

Chapter 5 Lesson 4 Day 2 Extra Practice KA 64

Chapter 5 p. 63

Name: _____

Lesson 4 'Before' and 'After'
What do you do before school? Color.

(Color)

What do you do after dinner? Color.

(Color)

Chapter 5 Lesson 4 Day 1 Extra Practice KA 63

Chapter 5 p. 62

Name: _____

Match.

The chair is on top of the bed.
The clock is under the chair.
The ball is in front of the bed.
The teddy bear is behind the chair.















Chapter 5 Lesson 3 Day 2 Extra Practice KA 62

Chapter 6 Answers

Chapter 6 p. 65

Name: _____

CHAPTER 6
Numbers 0 to 20
 Lesson 1 All About 10
 Count and write.

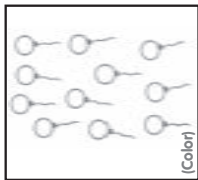


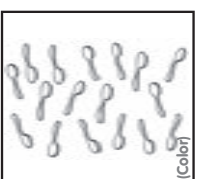
						
2	5	9	3	0	6	4
						
1	8	7	1	4	2	7

Extra Practice KA 65

Chapter 6 p. 66

Name: _____

Which has more than 10? Color.

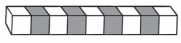

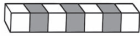

1  [Color]	2  [Color]
3  [Color]	4  [Color]

Extra Practice KA 66

Chapter 6 p. 67

Name: _____

Count and write.





1  9	2  4
3  7	4  10

Extra Practice KA 67

Chapter 6 p. 68

Name: _____

Lesson 2 Numbers 10 to 12
 Count and write. Color the group with the greatest number blue. Color the group with the least number yellow.


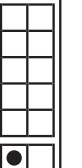



10 	9  (Color yellow)	12  (Color blue)	11 
---	--	---	---

Extra Practice KA 68

Chapter 6 p. 69

Name: _____

Count and write.

1 	2 	3 	4 	5 
11	8	12	10	6

Extra Practice KA 69

Chapter 6 p. 70

Name: _____

Lesson 3 Numbers 13 to 16
 Draw ○.

1 13 (Draw 13 circles.)	2 14 (Draw 14 circles.)	3 15 (Draw 15 circles.)	4 16 (Draw 16 circles.)
-------------------------------	-------------------------------	-------------------------------	-------------------------------

Extra Practice KA 70

Chapter 6 p. 73

Name: _____

Count and write.

1 17

2 15

3 16

4 18

5 20

Chapter 6 Lesson 1 Day 2 Extra Practice KA 73

Chapter 6 p. 72

Name: _____

Lesson 4 Numbers 17 to 20

Complete the number sequence. Color.

1 17 16 14 12 20

2 17 18 19 _____

3 15 16 _____ 18

19 17 20 14

Chapter 6 Lesson 4 Day 1 Extra Practice KA 72

Chapter 6 p. 71

Name: _____

Match.

13

14

15

16

Chapter 6 Lesson 3 Day 2 Extra Practice KA 71

Chapter 6 p. 75

Name: _____

Count and write.

1 How many more straws do we need? 2

2 How many more chairs do we need? 5

3 How many more flowers do we need? 8

Chapter 6 Lesson 5 Day 2 Extra Practice KA 75

Chapter 6 p. 74

Name: _____

Lesson 5 Compare and Order

Make an X if the groups show more than 5.

Circle the groups that are less than 5.

Color the groups that are the same as 5.

(Color)

(Color)

Chapter 6 Lesson 5 Day 1 Extra Practice KA 74

BLANK

BLANK