

Name: _____

CHAPTER
12

Counting On and Counting Back

Lesson 1 Counting On to 10

Read and color.



Which number comes after 7?

6

5

8

4



Which number comes before 1?

10

0

2

11



Which number comes after 4?

5

1

3

2



Which number comes after 8?

7

0


1

9


Name: _____

How many more to make 10? Count and write.


1




2




3




4



5




6




Name: _____

How many more to make 10? Count and write.


1




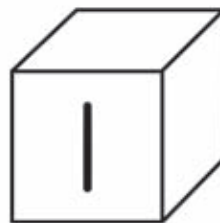
2




3




4



5




6





Name: _____

Lesson 2 Counting Back Using Fingers

Look at the picture. Count and write.



1. How many boys are there in all? _____
2. How many big boys are there in all? _____
3. How many small boys are there in all? _____
4. How many bats are there in all? _____
5. How many  are there in all? _____
6. How many  are there in all? _____

Name: _____

Color, count, and write.

1



There are 10  and .

There is 1  so color 1 .



How many  left? _____

How many ? _____



2



There are 10  and .

There are 6  so color 6 .



How many  left? _____

How many ? _____





Name: _____

Lesson 3 Finding Differences Using Fingers



Which has more? Which has fewer?

Color *more* or *fewer*.



more	fewer
------	-------

more	fewer
------	-------




more	fewer
------	-------

more	fewer
------	-------


Name: _____

Look at the picture. Count.




Color.

Are there more  or  ?



Are there fewer  or  ?



Write.

How many more  are there? _____

How many fewer  are there? _____