

Name: _____

CHAPTER
4

Counting and Numbers


0 to 10

Lesson 1 Composing and Decomposing 5


Count and write the number in each group.

Then, circle the animal that is different in each group.


1




2



3




4



Name: _____


Draw a line to connect two clouds that add up to 5.




Name: _____

Count and write.

1



and



is

2



and



is

3




and



is

4



and




is


Name: _____

Draw more to make 5.

1



2



3







© 2012 Marshall Cavendish International (Singapore) Private Limited. Copying is permitted; see page ii.

Name: _____

Lesson 2 Counting and Ordering Up to 10

Draw one more  ,  , and  . Count.



- 1 There are _____  .
- 2 There are _____  .
- 3 There are _____  .

Name: _____

What comes next? Fill in the blanks.



0

1

2



7

8

9



3

4

5




5

6

7

Name: _____


Count and match to the correct number.



•

•

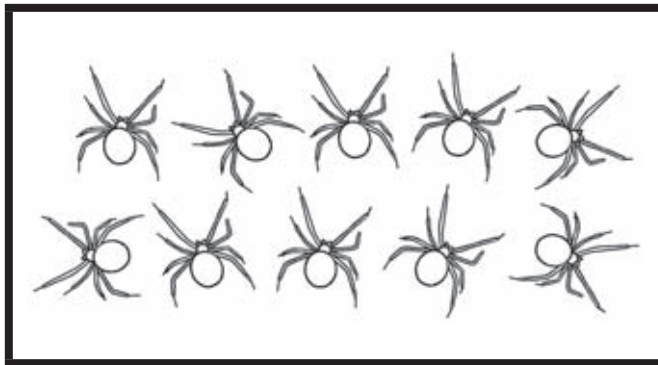
9



•

•


3



•

•

10



•

•

7

Name: _____

Lesson 3 Using Your Fingers and Toes to Count On

Who is showing 5 fingers? Color.

1



2



3



4



5



6



Name: _____

Count and write.

1



and



is



and

is

2



and



is



and

is


3



and



is



and

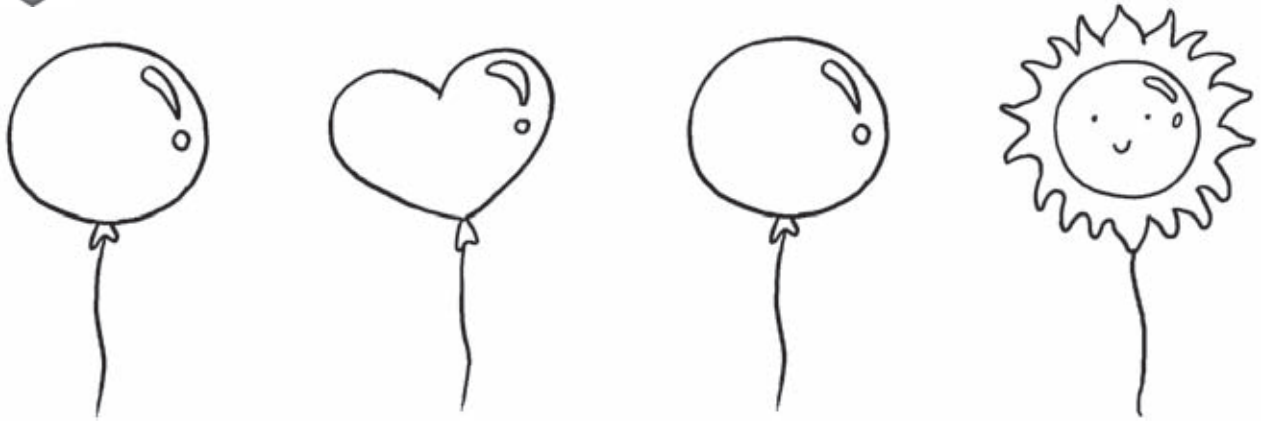
is

Name: _____

Lesson 4 Same Number and More

Which are the same? Color.

1



2



3





Name: _____

Which has more? Circle.



1



2



3



Name: _____


**How many more are needed? Count and write.
Draw the missing objects.**

1



_____ more hats are needed.

2



_____ more saucers are needed.

3



_____ more ribbons are needed.

4




_____ more buttons are needed.

Name: _____

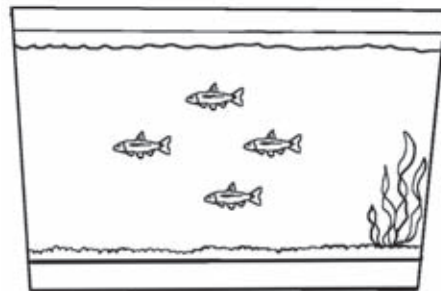
Lesson 5 Fewer Than

Count and write. Then, ✓ the one with fewer.

1



Tank A




Tank B



There are _____  in Tank A.

There are _____  in Tank B.

2



Tray A




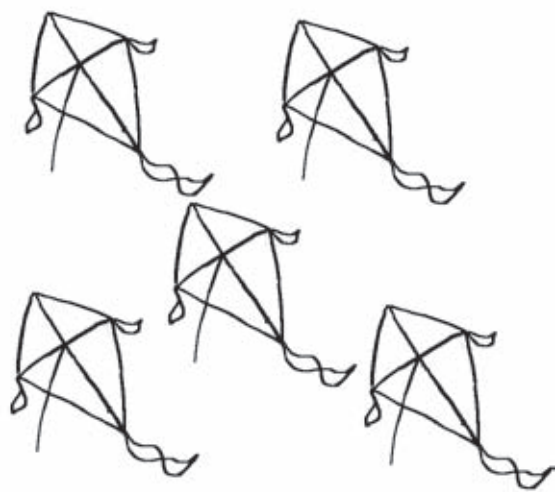
Tray B

There are _____  in Tray A.



There are _____  in Tray B.

Name: _____

Draw fewer kites.



Draw more cups.




© 2012 Marshall Cavendish International (Singapore) Private Limited. Copying is permitted; see page ii.

Name: _____


Lesson 6 How Many in All?

Look at the picture.



How many ? _____


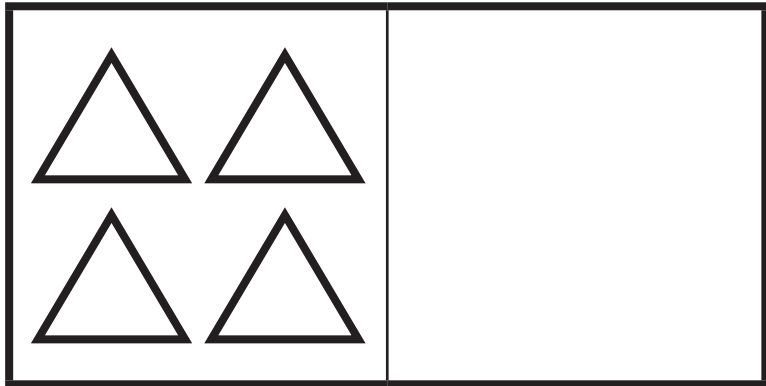
How many ? _____

How many ? _____



Name: _____

**Draw one more. How many are there in all?
Count and write.**

1



2



3

