

Name: \_\_\_\_\_


CHAPTER  
**5**

# Size and Position

## Lesson 1 Big and Small Things


Draw a big kite for the boy.

Draw a small kite for the girl.




Name: \_\_\_\_\_

Draw a big .



Draw a small .



Draw a  that is the same size.



© 2012 Marshall Cavendish International (Singapore) Private Limited. Copying is permitted; see page ii.

Name: \_\_\_\_\_

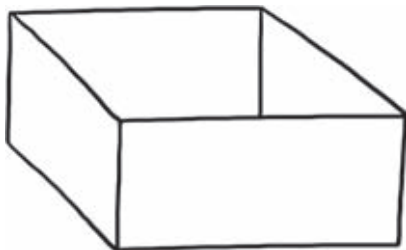
## Lesson 2 Does It Fit?

### Which would fit? Match.

1





2



Name: \_\_\_\_\_

**How many can fit? Count and write.**



© 2012 Marshall Cavendish International (Singapore) Private Limited. Copying is permitted; see page ii.



Name: \_\_\_\_\_

### Lesson 3 Positions



Put a ✓.



1

The  is on the  .



2

The  is next to the  .



Name: \_\_\_\_\_


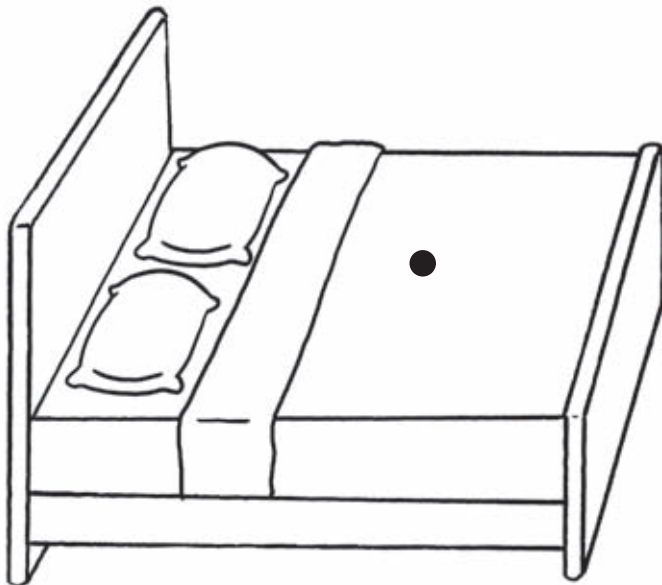


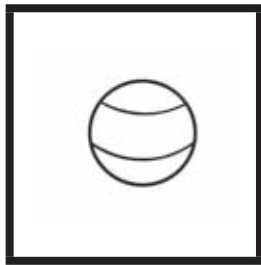
## Match.

The  is on top of the bed.

The  is under the chair.

The  is in front of the bed.


The  is behind the chair.



Name: \_\_\_\_\_

### Lesson 4 'Before' and 'After'

What do you do before school? Color.



What do you do after dinner? Color.



Name: \_\_\_\_\_

**What do you do before bedtime?  
What do you do after playing?  
Match. Tell your friend why.**



● After playing



● Before bedtime



© 2012 Marshall Cavendish International (Singapore) Private Limited. Copying is permitted; see page ii.